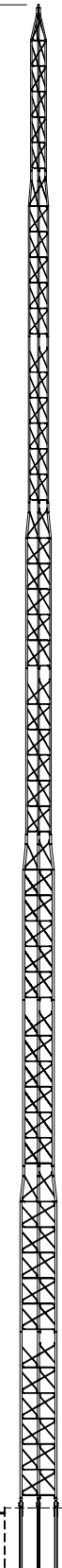


FREESTANDING ALUMINUM TOWER MODEL #2-90

90'-0"



TOTAL WEIGHT: 259 LBS.

WIND LOADING:

100 mph 1.5 Sq. Ft.

Contact Universal Towers to confirm
geographical location of your tower and all
wind load implications

11-TOP

14-TAPR

14-STRT

18-TAPR

18-STRT

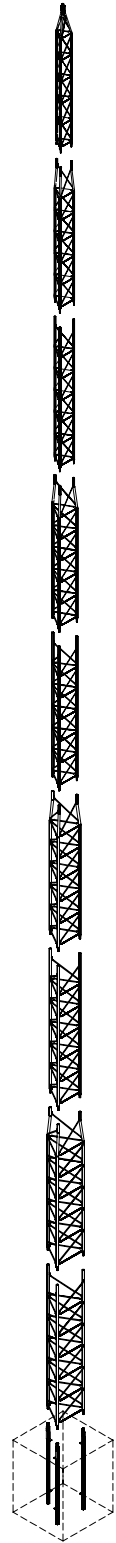
22-TAPR

22-STRT

26-TAPR

26-STRT

B-26



WARRANTY

UNIVERSAL TOWERS ARE WARRANTED AGAINST DEFECTIVE MATERIAL OR WORKMANSHIP AND ARE SUBJECT TO REPAIR OR TO MATERIAL REPLACEMENT ONLY IF FAILURE RESULTS FROM THESE FACTORS WITHIN ONE YEAR FROM PURCHASE BY USER. THIS WARRANTY DOES NOT EXTEND TO ANY OF OUR PRODUCTS WHICH HAVE BEEN SUBJECTED TO MISUSE, NEGLIGENCE, ACCIDENT, IMPROPER INSTALLATION OR APPLICATION, NOR SHALL IT EXTEND TO UNITS WHICH HAVE BEEN REPAIRED OR SUBSTANTIALLY ALTERED OUTSIDE OF OUR FACTORY. THIS WARRANTY IS IN LIEU OF ALL OTHER WARRANTIES EXPRESSED OR IMPLIED.

ELEVATION

SCALE: 3/32"=1'=0"


2

ISOMETRIC

SCALE: N.T.S.

1

ALUMINUM TOWER

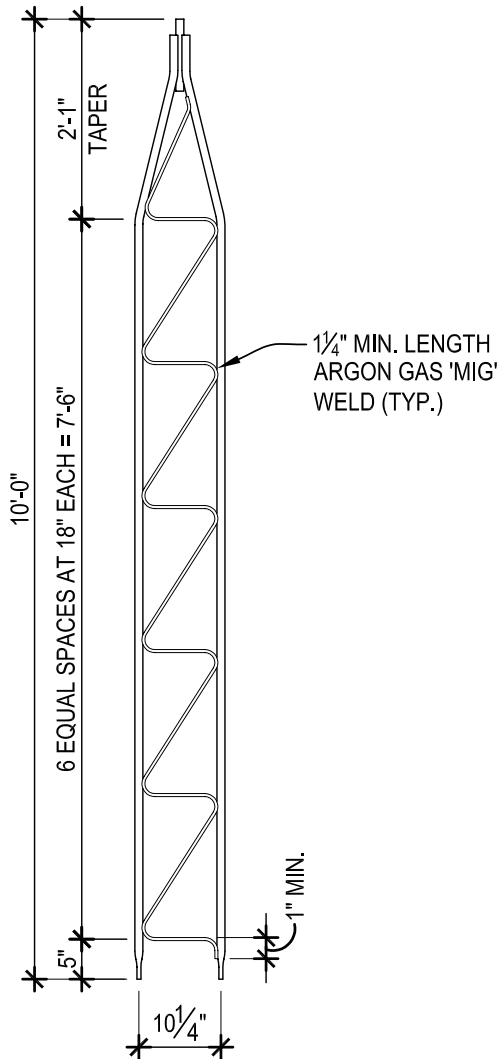


UNIVERSAL TOWERS
A DIVISION OF
UNIVERSAL MANUFACTURING CORP.
43900 GROESBECK HWY.
CLINTON TOWNSHIP, MI 48036
PH: (586) 463-2560
FAX: (586) 463-2964

JOB NO.:

COMPONENT:

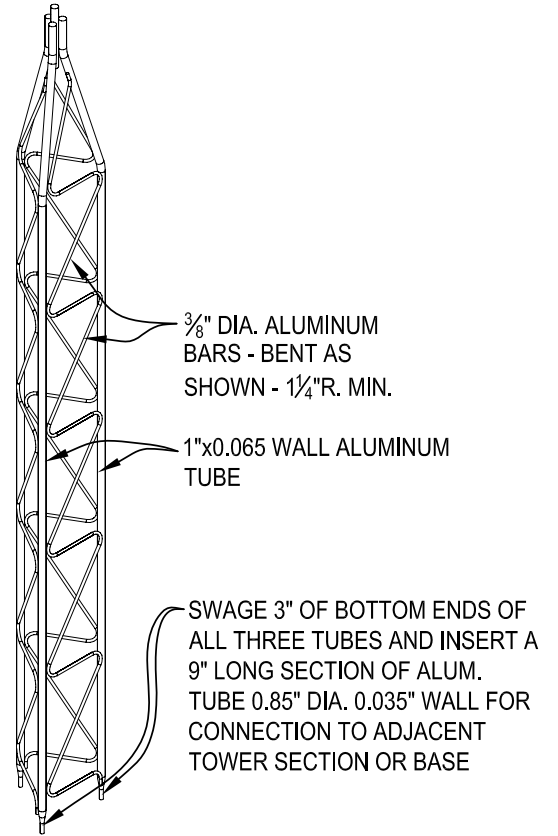
2-90



ELEVATION

SCALE: 1/2"=1'-0"

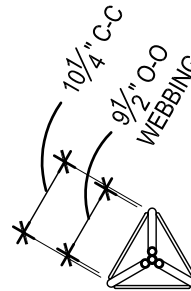
2



ISOMETRIC

SCALE: N.T.S.

3



PLAN VIEW

SCALE: 1/2"=1'-0"

1

TOP SECTION

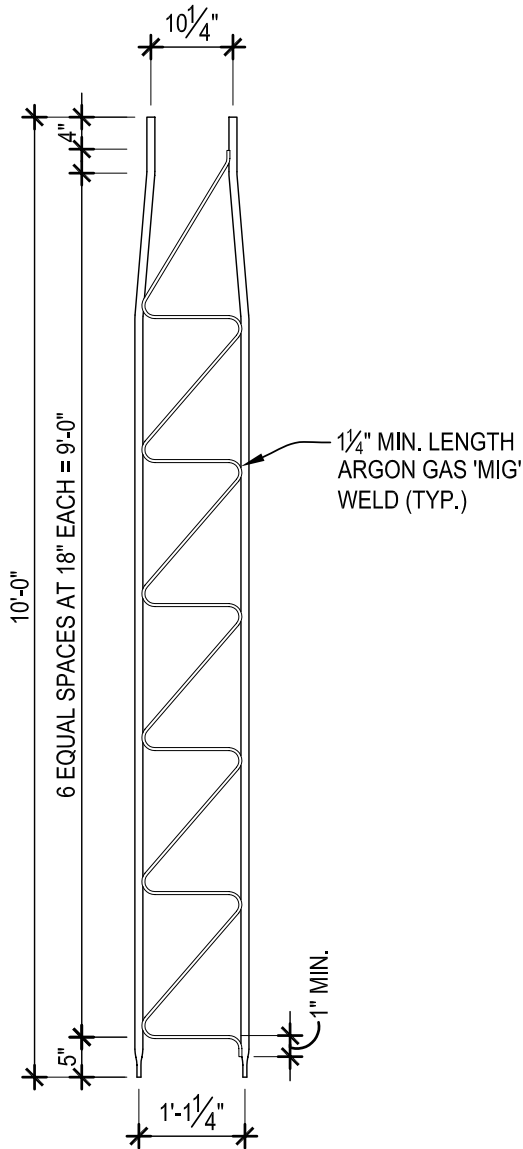


UNIVERSAL TOWERS
 A DIVISION OF
 UNIVERSAL MANUFACTURING CORP.
 43900 GROESBECK HWY.
 CLINTON TOWNSHIP, MI 48036
 PH: (586) 463-2560
 FAX: (586) 463-2964

JOB NO.:

COMPONENT:

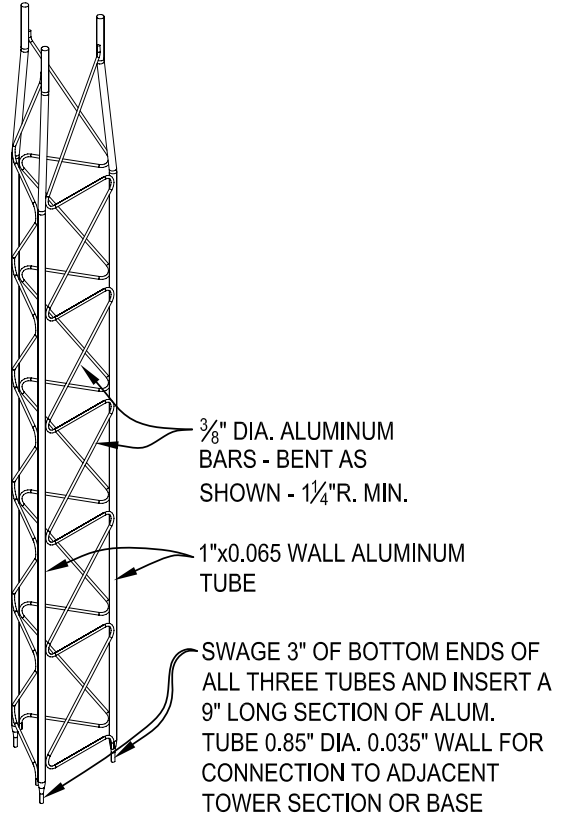
11-TOP



ELEVATION

SCALE: 1/2"=1'-0"

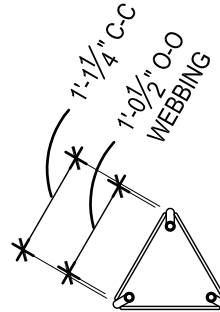
2



ISOMETRIC

SCALE: N.T.S.

3



PLAN VIEW

SCALE: 1/2"=1'-0"

1

TAPERED SECTION

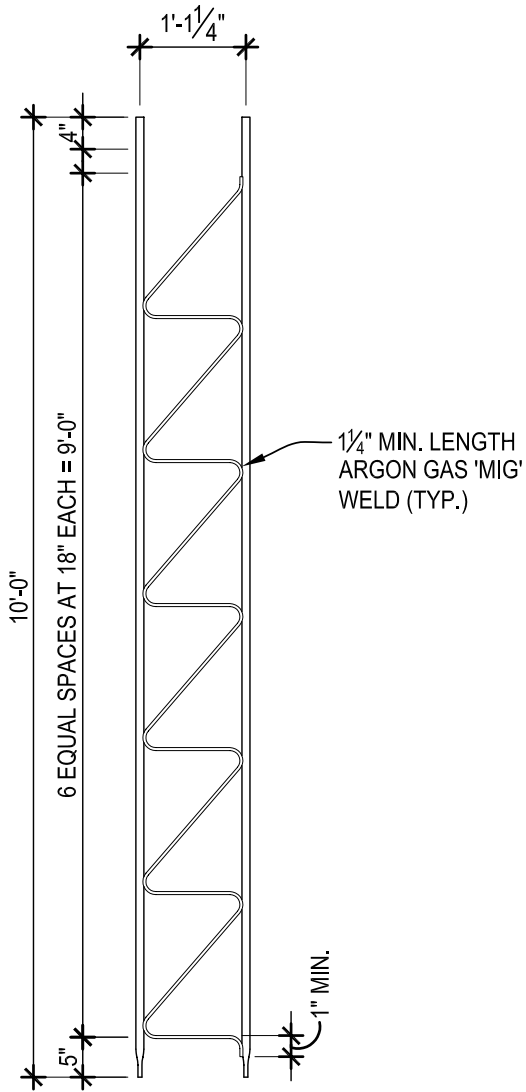


UNIVERSAL TOWERS
 A DIVISION OF
 UNIVERSAL MANUFACTURING CORP.
 43900 GROESBECK HWY.
 CLINTON TOWNSHIP, MI 48036
 PH: (586) 463-2560
 FAX: (586) 463-2964

JOB NO.:

COMPONENT:

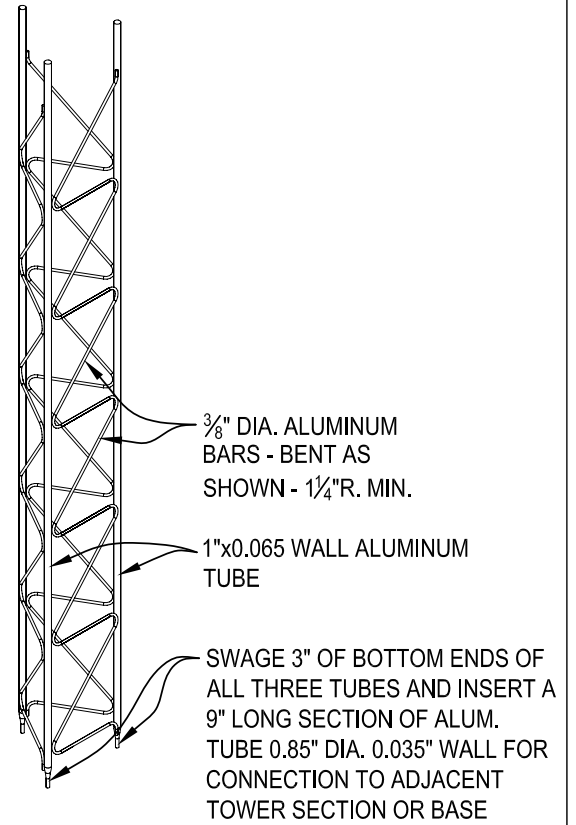
14-TAPR



ELEVATION

SCALE: 1/2"=1'-0"

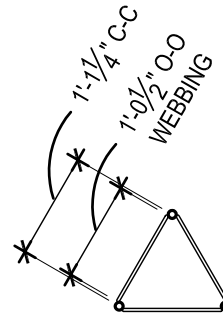
2



ISOMETRIC

SCALE: N.T.S.

3



PLAN VIEW

SCALE: 1/2"=1'-0"

1

STRAIGHT SECTION

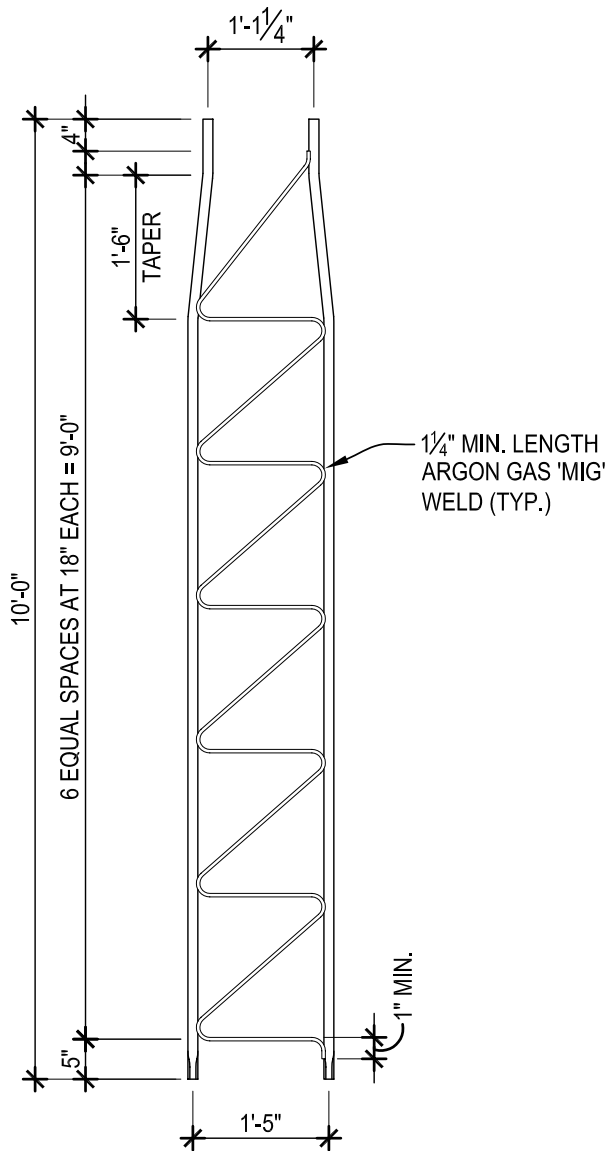


UNIVERSAL TOWERS
 A DIVISION OF
 UNIVERSAL MANUFACTURING CORP.
 43900 GROESBECK HWY.
 CLINTON TOWNSHIP, MI 48036
 PH: (586) 463-2560
 FAX: (586) 463-2964

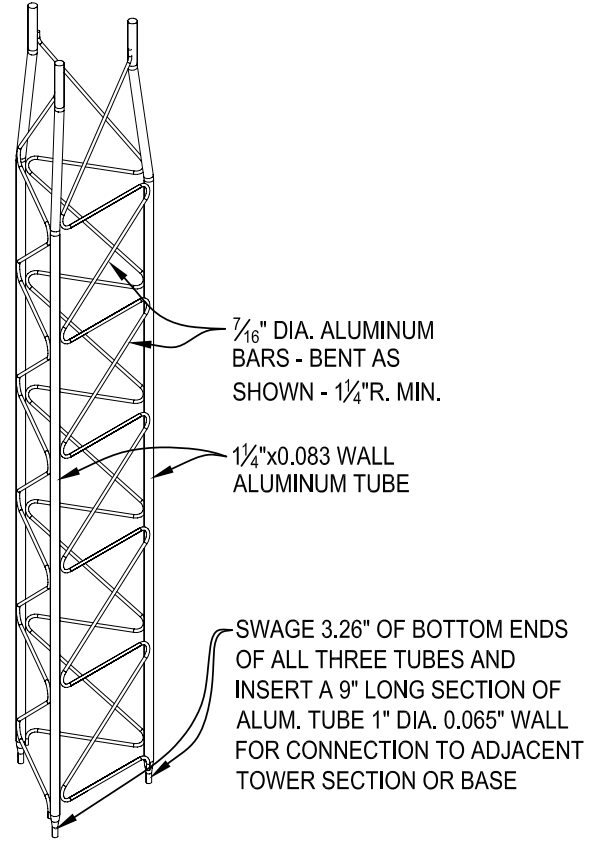
JOB NO.:

COMPONENT:

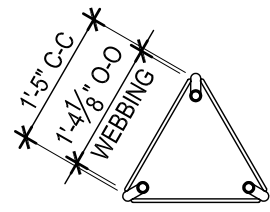
14-STRT



ELEVATION 2
SCALE: 1/2"=1'-0"



ISOMETRIC 3
SCALE: N.T.S.



PLAN VIEW 1
SCALE: 1/2"=1'-0"

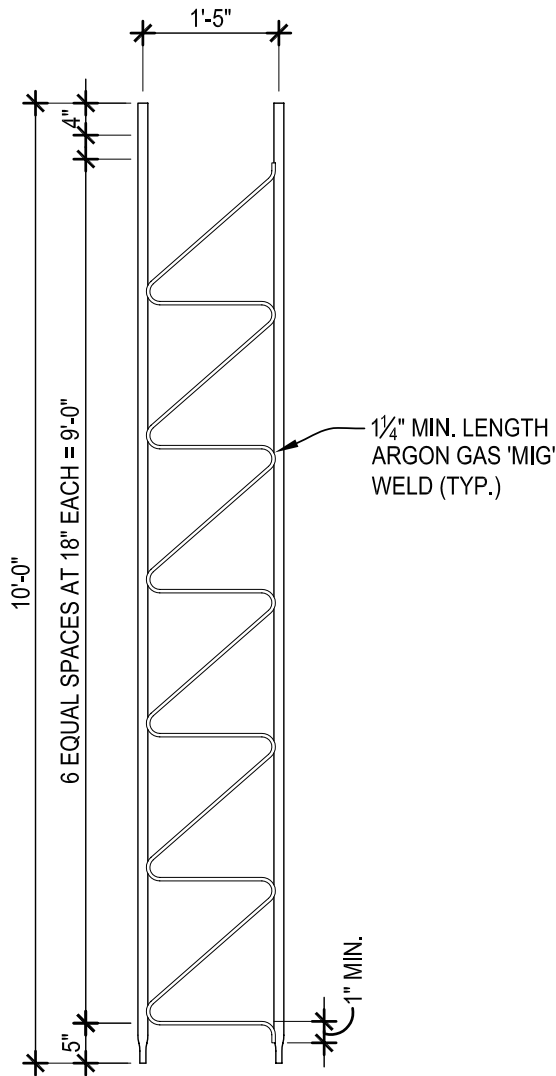
TAPERED SECTION



UNIVERSAL TOWERS
A DIVISION OF
UNIVERSAL MANUFACTURING CORP.
43900 GROESBECK HWY.
CLINTON TOWNSHIP, MI 48036
PH: (586) 463-2560
FAX: (586) 463-2964

JOB NO.:

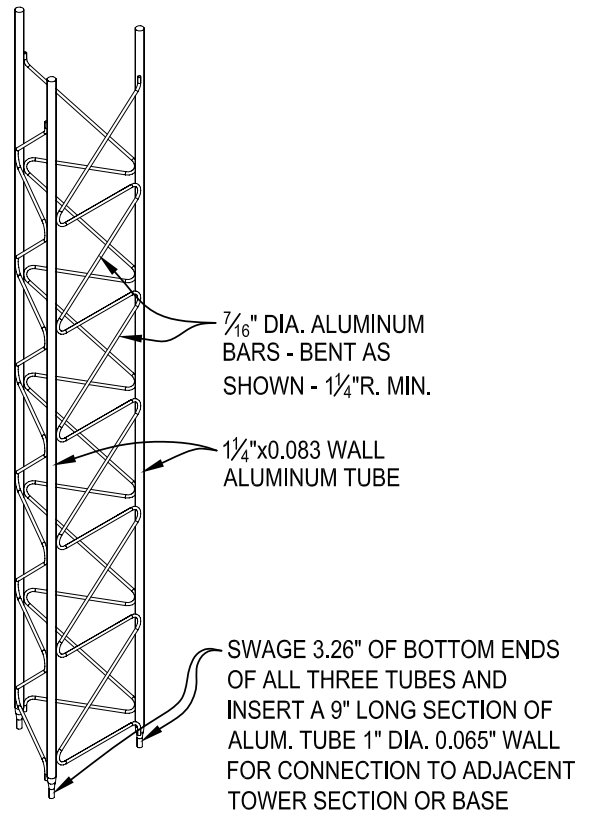
COMPONENT:
18-TAPR



ELEVATION

SCALE: 1/2"=1'-0"

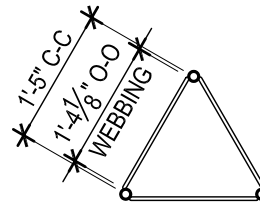
2



ISOMETRIC

SCALE: N.T.S.

3




PLAN VIEW

SCALE: 1/2"=1'-0"

1

STRAIGHT SECTION

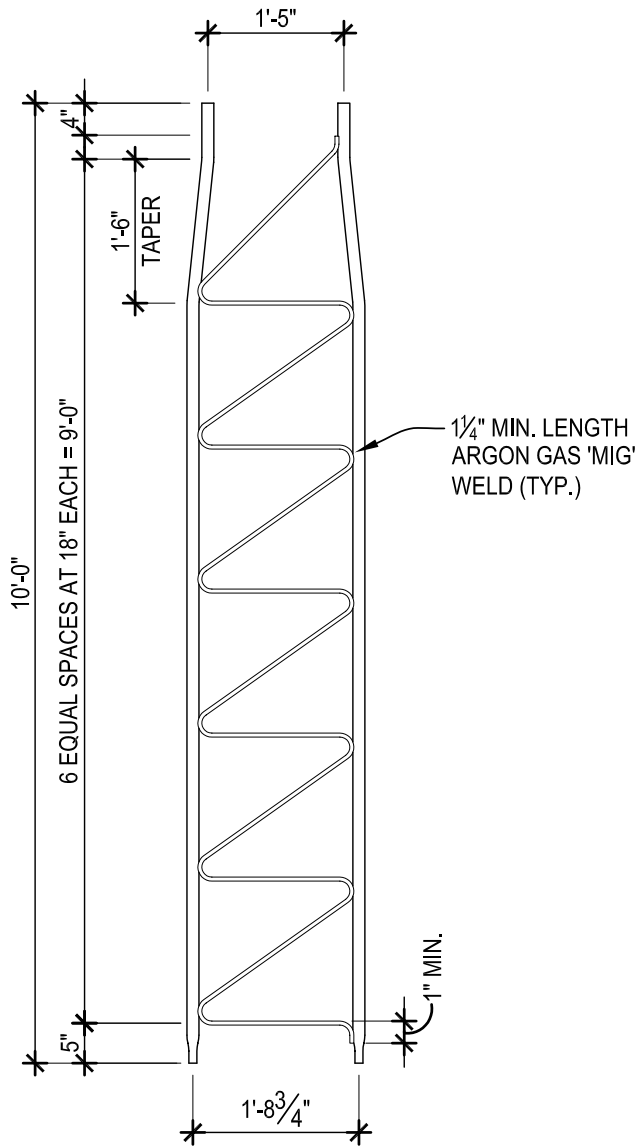


UNIVERSAL TOWERS
 A DIVISION OF
 UNIVERSAL MANUFACTURING CORP.
 43900 GROESBECK HWY.
 CLINTON TOWNSHIP, MI 48036
 PH: (586) 463-2560
 FAX: (586) 463-2964

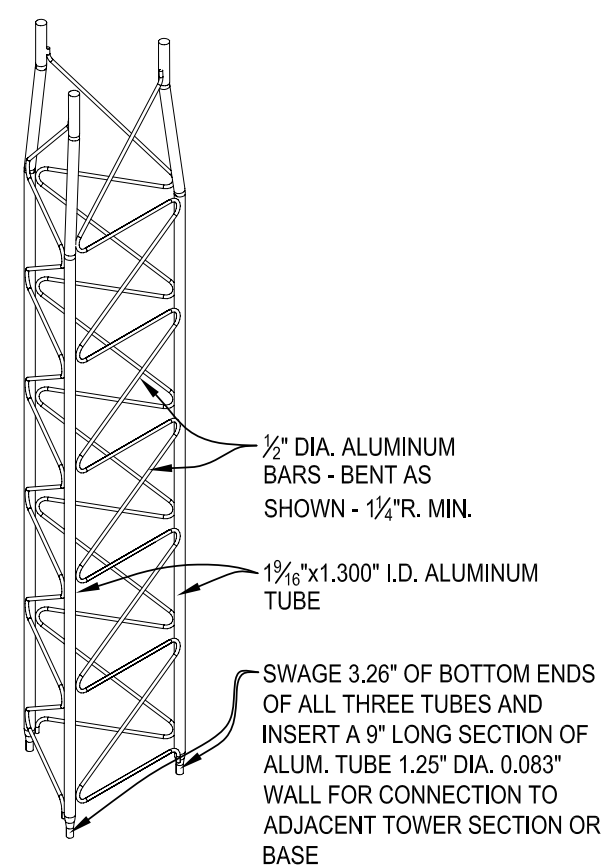
JOB NO.:

COMPONENT:

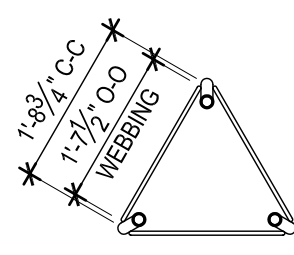
18-STRT



ELEVATION 2
 SCALE: 1/2"=1'-0"




ISOMETRIC 3
 SCALE: N.T.S.



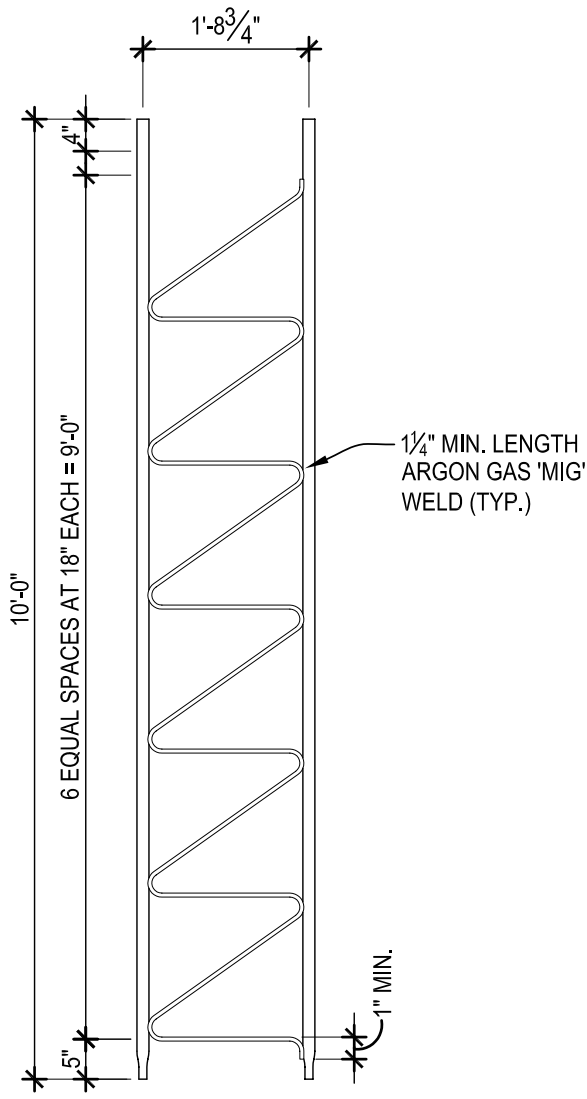
PLAN VIEW 1
 SCALE: 1/2"=1'-0"

TAPERED SECTION



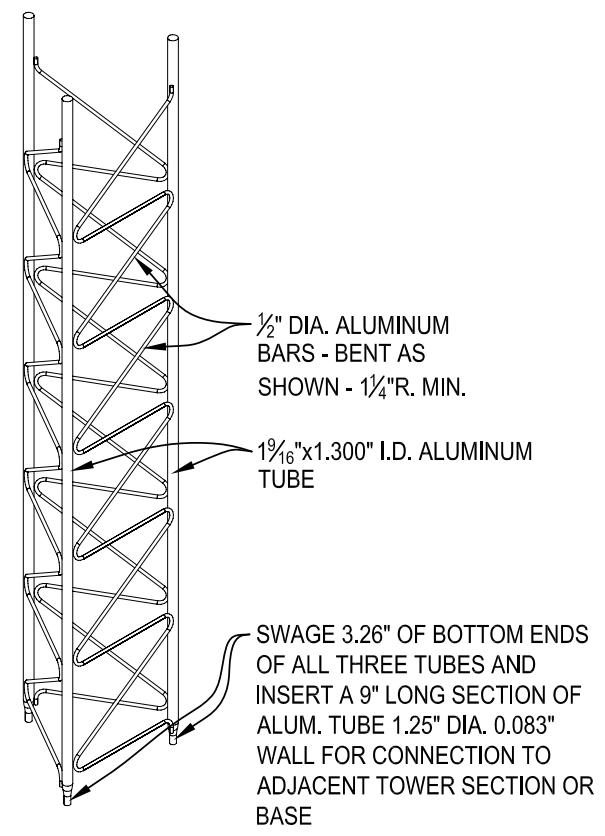
UNIVERSAL TOWERS
 A DIVISION OF
 UNIVERSAL MANUFACTURING CORP.
 43900 GROESBECK HWY.
 CLINTON TOWNSHIP, MI 48036
 PH: (586) 463-2560
 FAX: (586) 463-2964

JOB NO.:
 COMPONENT:
22-TAPR



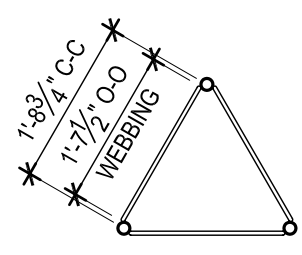
ELEVATION 2

SCALE: 1/2"=1'-0"



ISOMETRIC 3


SCALE: N.T.S.



PLAN VIEW 1

SCALE: 1/2"=1'-0"

STRAIGHT SECTION

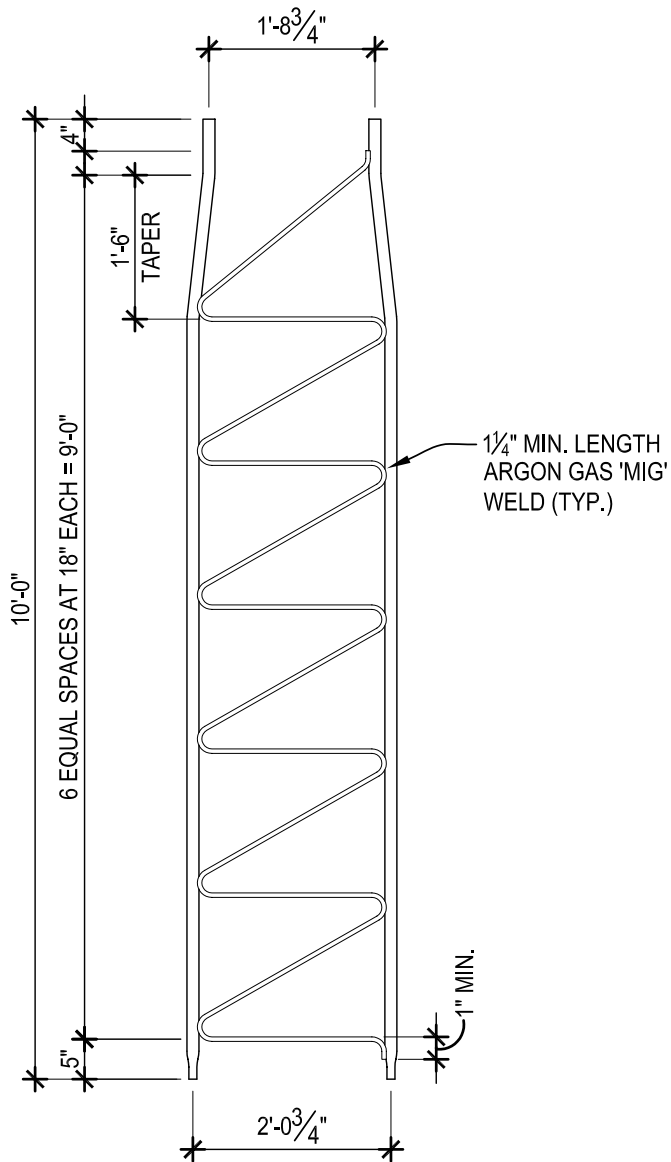


UNIVERSAL TOWERS
 A DIVISION OF
 UNIVERSAL MANUFACTURING CORP.
 43900 GROESBECK HWY.
 CLINTON TOWNSHIP, MI 48036
 PH: (586) 463-2560
 FAX: (586) 463-2964

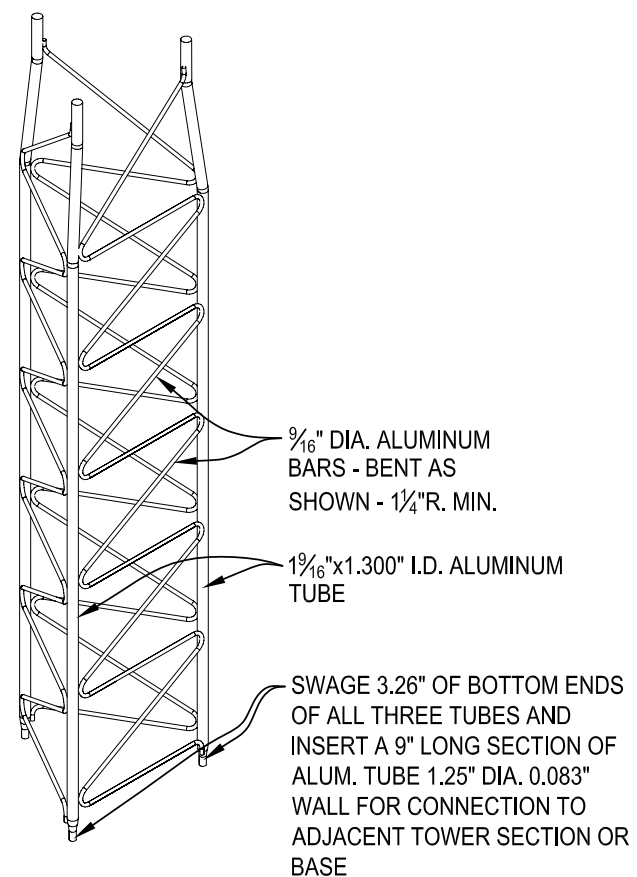
JOB NO.:

COMPONENT:

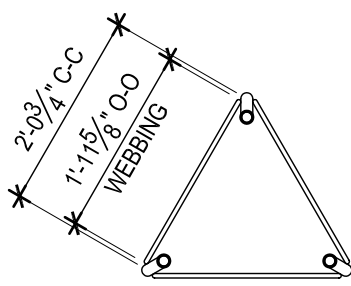
22-STRT



ELEVATION 2
SCALE: 1/2"=1'-0"



ISOMETRIC 3
SCALE: N.T.S.



PLAN VIEW 1
SCALE: 1/2"=1'-0"

TAPERED SECTION

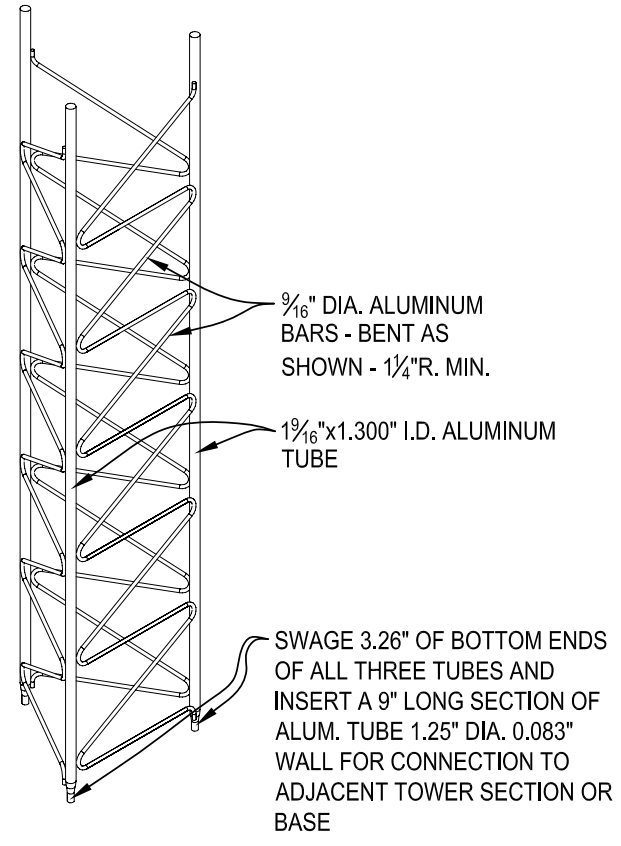
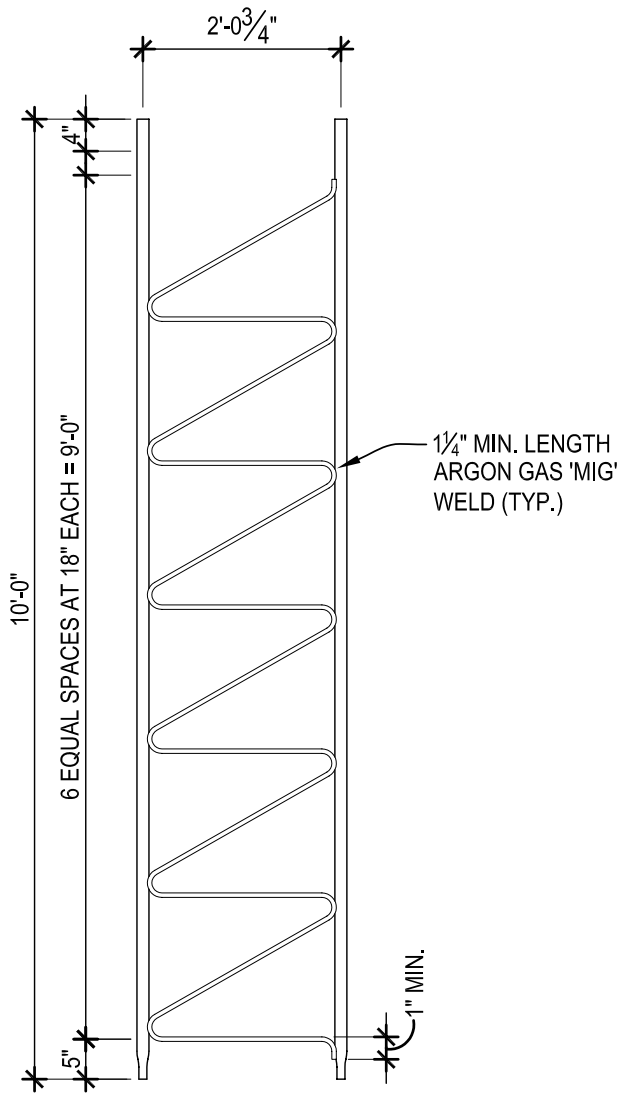


UNIVERSAL TOWERS
A DIVISION OF
UNIVERSAL MANUFACTURING CORP.
43900 GROESBECK HWY.
CLINTON TOWNSHIP, MI 48036
PH: (586) 463-2560
FAX: (586) 463-2964

JOB NO.:

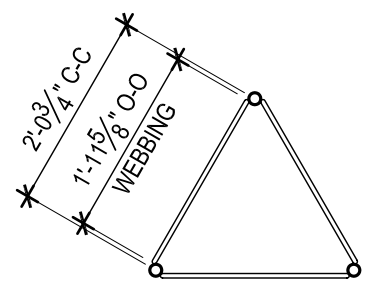
COMPONENT:

26-TAPR



ISOMETRIC 3

SCALE: N.T.S.



PLAN VIEW 1

SCALE: 1/2"=1'-0"

ELEVATION 2

SCALE: 1/2"=1'-0"

STRAIGHT SECTION

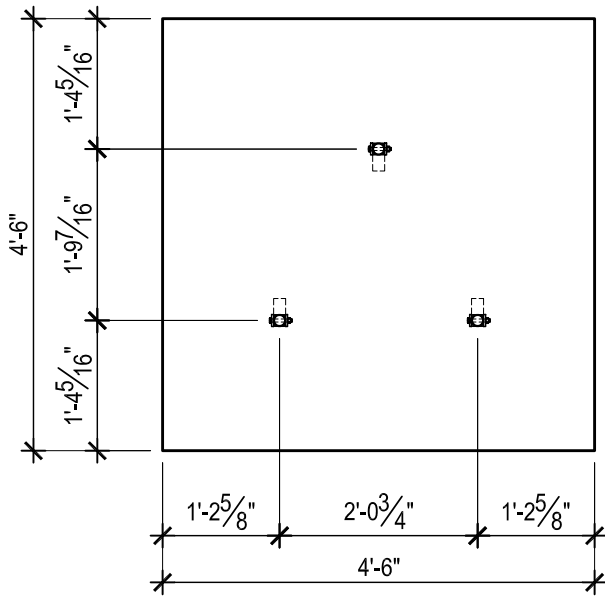


UNIVERSAL TOWERS
 A DIVISION OF
 UNIVERSAL MANUFACTURING CORP.
 43900 GROESBECK HWY.
 CLINTON TOWNSHIP, MI 48036
 PH: (586) 463-2560
 FAX: (586) 463-2964

JOB NO.:

COMPONENT:

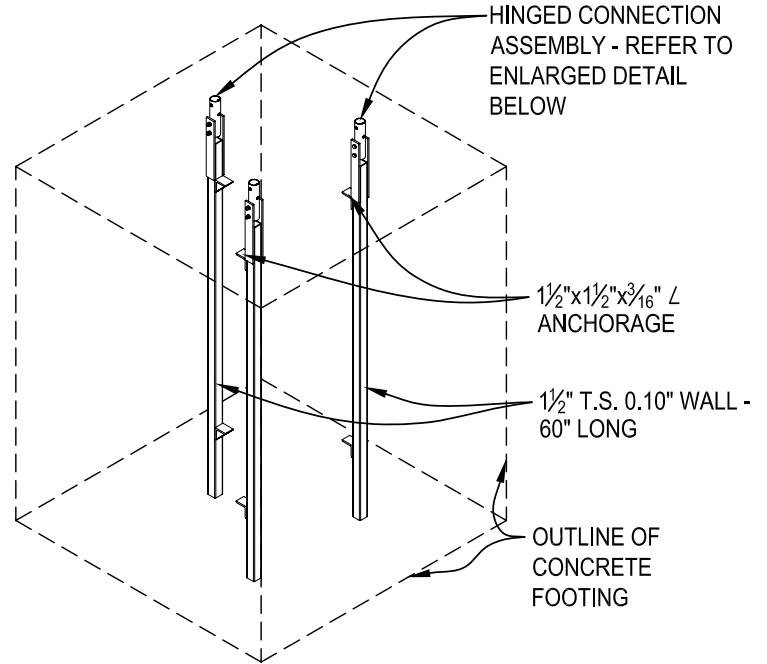
26-STRT



PLAN VIEW

SCALE: 1/2"=1'-0"

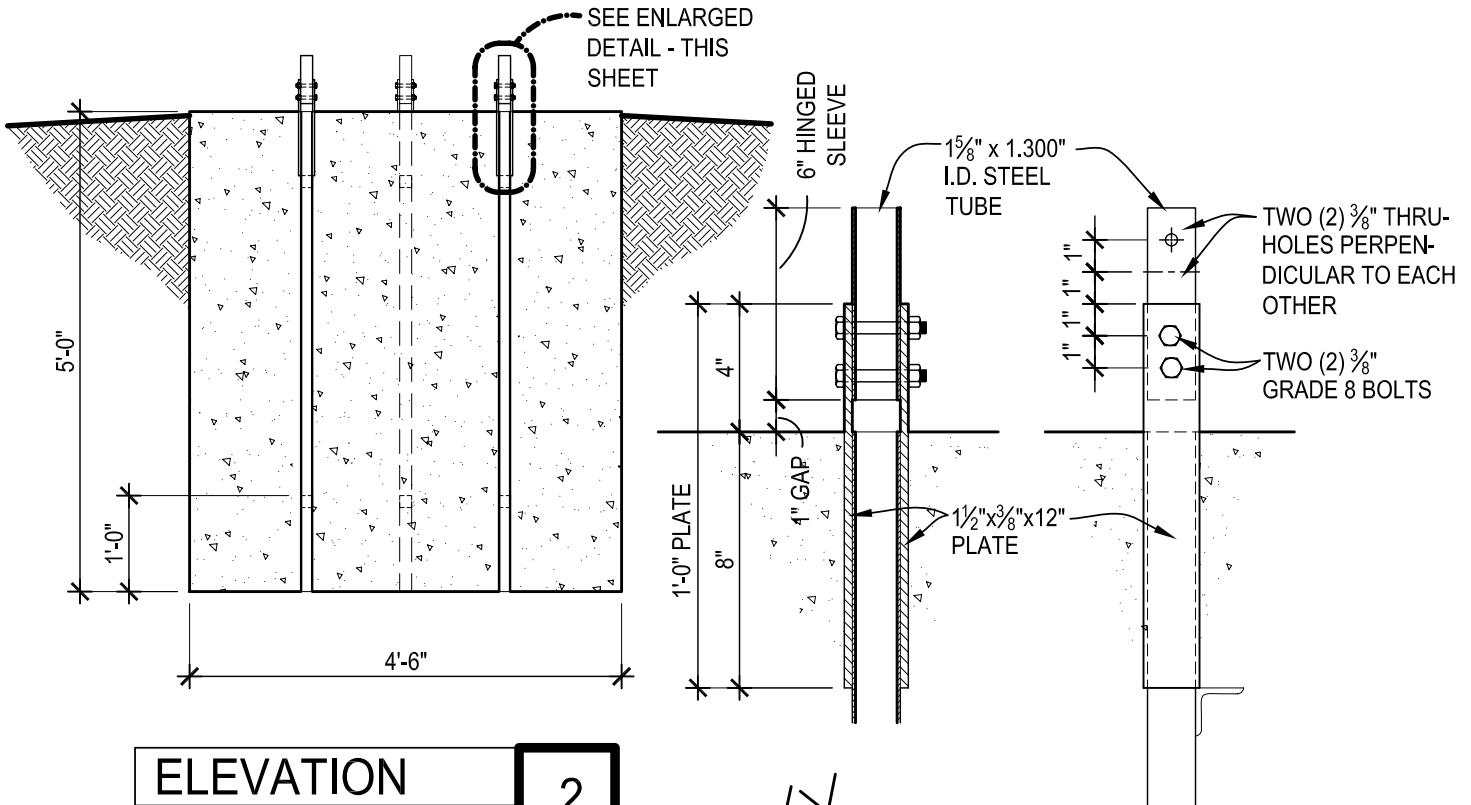
1



ISOMETRIC

SCALE: N.T.S.

3



ELEVATION

SCALE: 1/2"=1'-0"

2

NOTE: FOUNDATIONS ARE DESIGNED FOR FIRM BEARING SOIL.

BASE FOOTING



UNIVERSAL TOWERS
 A DIVISION OF
 UNIVERSAL MANUFACTURING CORP.
 43900 GROESBECK HWY.
 CLINTON TOWNSHIP, MI 48036
 PH: (586) 463-2560
 FAX: (586) 463-2964

JOB NO.:

COMPONENT:

B-26