

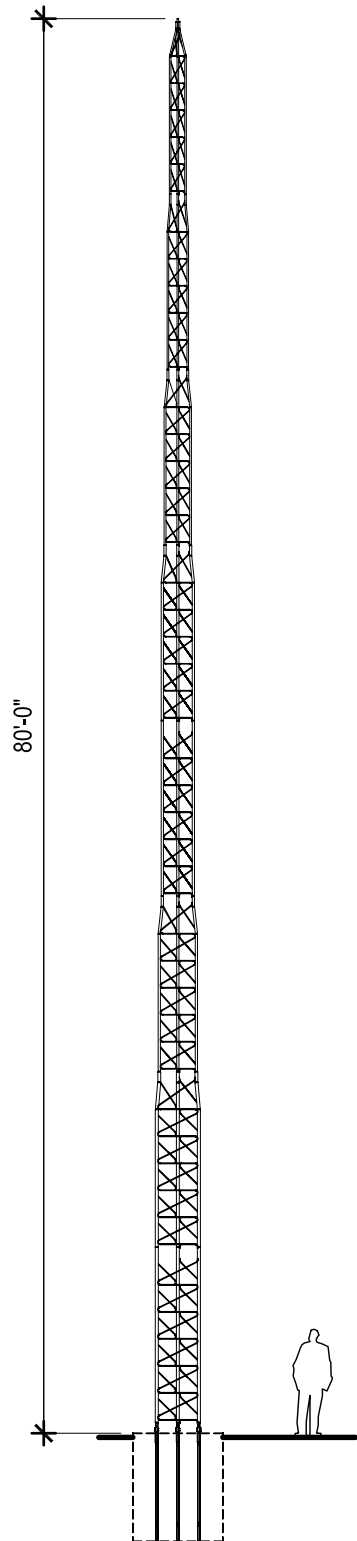
FREESTANDING ALUMINUM TOWER

MODEL #HD 9-80

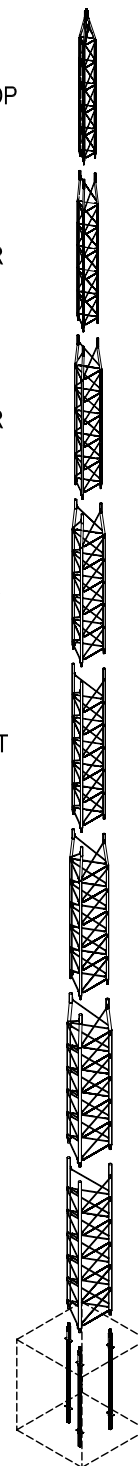
TOTAL WEIGHT: 302 LBS.

WIND LOADING:
9.29 Sq. Ft.

Contact Universal Towers to confirm
geographical location of your tower and
all wind load implications



11-TOP
14-TAPR
18-TAPR
22-TAPR
22-STRT
26-TAPR
30-TAPR
30-STRT
B-30



WARRANTY

UNIVERSAL TOWERS ARE WARRANTED AGAINST DEFECTIVE MATERIAL OR WORKMANSHIP AND ARE SUBJECT TO REPAIR OR TO MATERIAL REPLACEMENT ONLY IF FAILURE RESULTS FROM THESE FACTORS WITHIN ONE YEAR FROM PURCHASE BY USER. THIS WARRANTY DOES NOT EXTEND TO ANY OF OUR PRODUCTS WHICH HAVE BEEN SUBJECTED TO MISUSE, NEGLIGENCE, ACCIDENT, IMPROPER INSTALLATION OR APPLICATION, NOR SHALL IT EXTEND TO UNITS WHICH HAVE BEEN REPAIRED OR SUBSTANTIALLY ALTERED OUTSIDE OF OUR FACTORY. THIS WARRANTY IS IN LIEU OF ALL OTHER WARRANTIES EXPRESSED OR IMPLIED.

ELEVATION

SCALE: 3/32"=1'=0"

2

ISOMETRIC

SCALE: N.T.S.

1

ALUMINUM TOWER

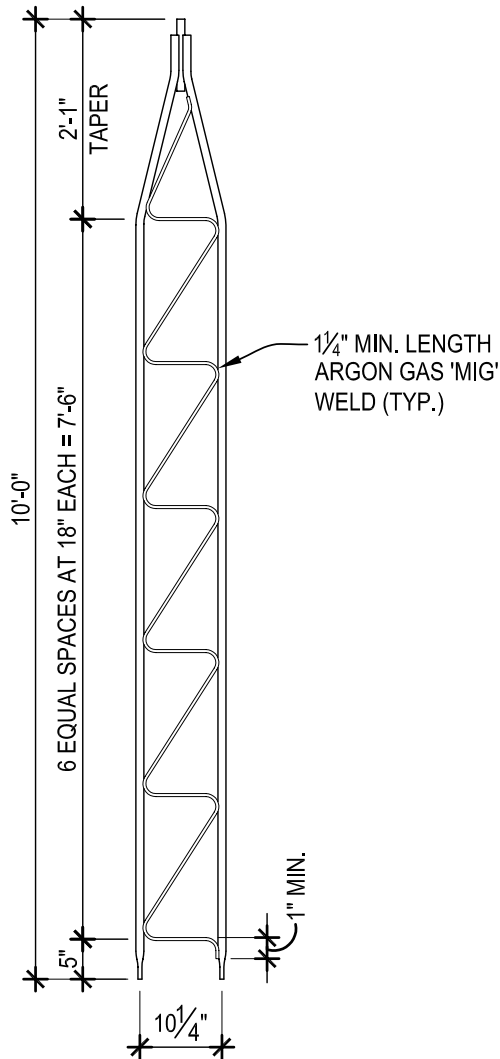


UNIVERSAL TOWERS
A DIVISION OF
UNIVERSAL MANUFACTURING CORP.
43900 GROESBECK HWY.
CLINTON TOWNSHIP, MI 48036
PH: (586) 463-2560
FAX: (586) 463-2964

JOB NO.:

COMPONENT:

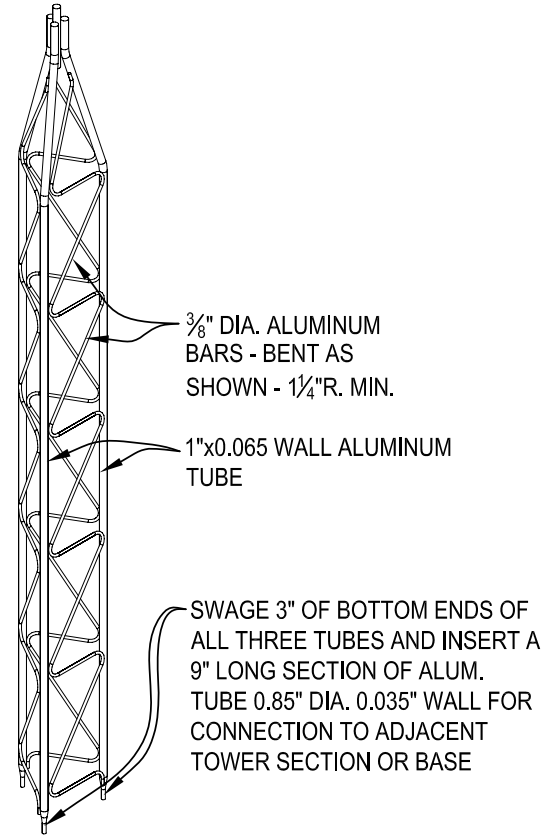
HD 9-80



ELEVATION

SCALE: 1/2"=1'-0"

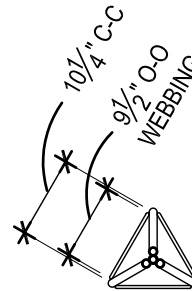
2



ISOMETRIC

SCALE: N.T.S.

3



PLAN VIEW

SCALE: 1/2"=1'-0"

1

TOP SECTION

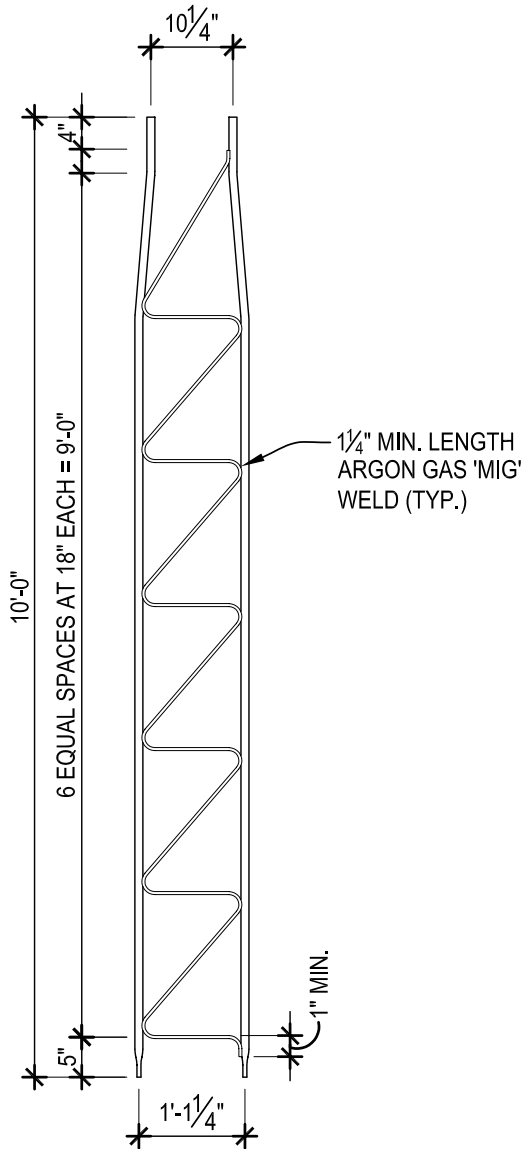


UNIVERSAL TOWERS
 A DIVISION OF
 UNIVERSAL MANUFACTURING CORP.
 43900 GROESBECK HWY.
 CLINTON TOWNSHIP, MI 48036
 PH: (586) 463-2560
 FAX: (586) 463-2964

JOB NO.:

COMPONENT:

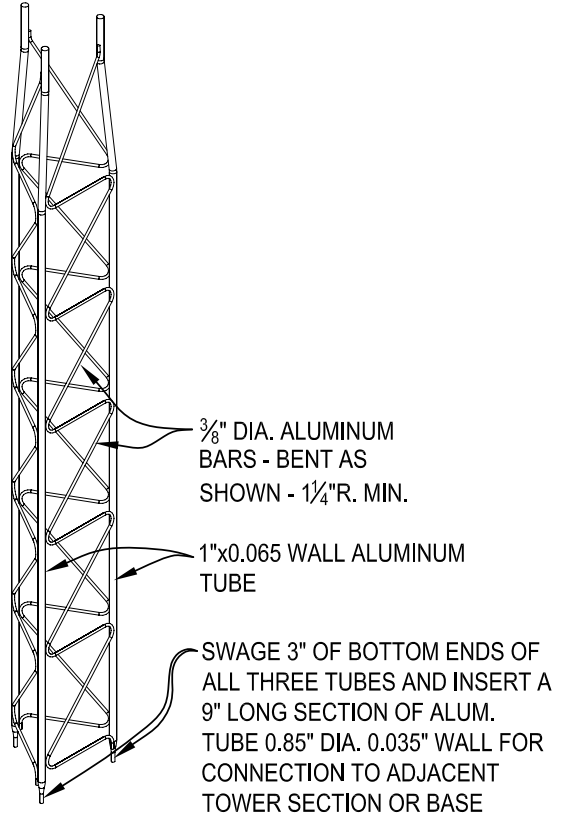
11-TOP



ELEVATION

SCALE: 1/2"=1'-0"

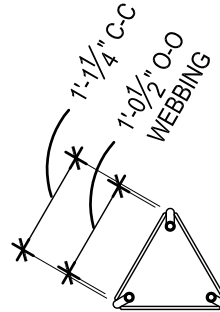
2



ISOMETRIC

SCALE: N.T.S.

3



PLAN VIEW

SCALE: 1/2"=1'-0"

1

TAPERED SECTION

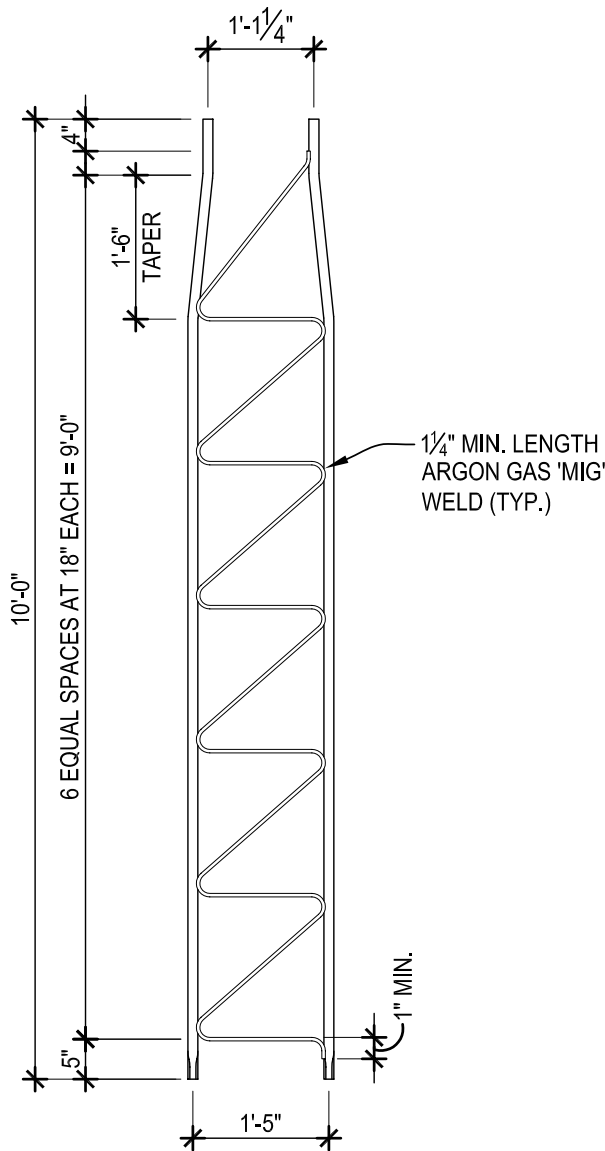


UNIVERSAL TOWERS
 A DIVISION OF
 UNIVERSAL MANUFACTURING CORP.
 43900 GROESBECK HWY.
 CLINTON TOWNSHIP, MI 48036
 PH: (586) 463-2560
 FAX: (586) 463-2964

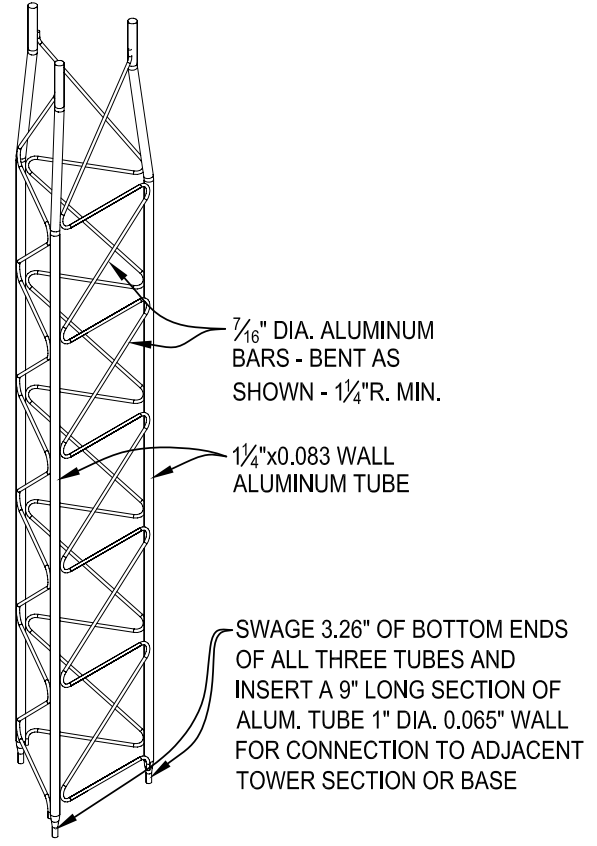
JOB NO.:

COMPONENT:

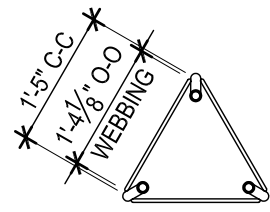
14-TAPR



ELEVATION 2
 SCALE: 1/2"=1'-0"




ISOMETRIC 3
 SCALE: N.T.S.



PLAN VIEW 1
 SCALE: 1/2"=1'-0"

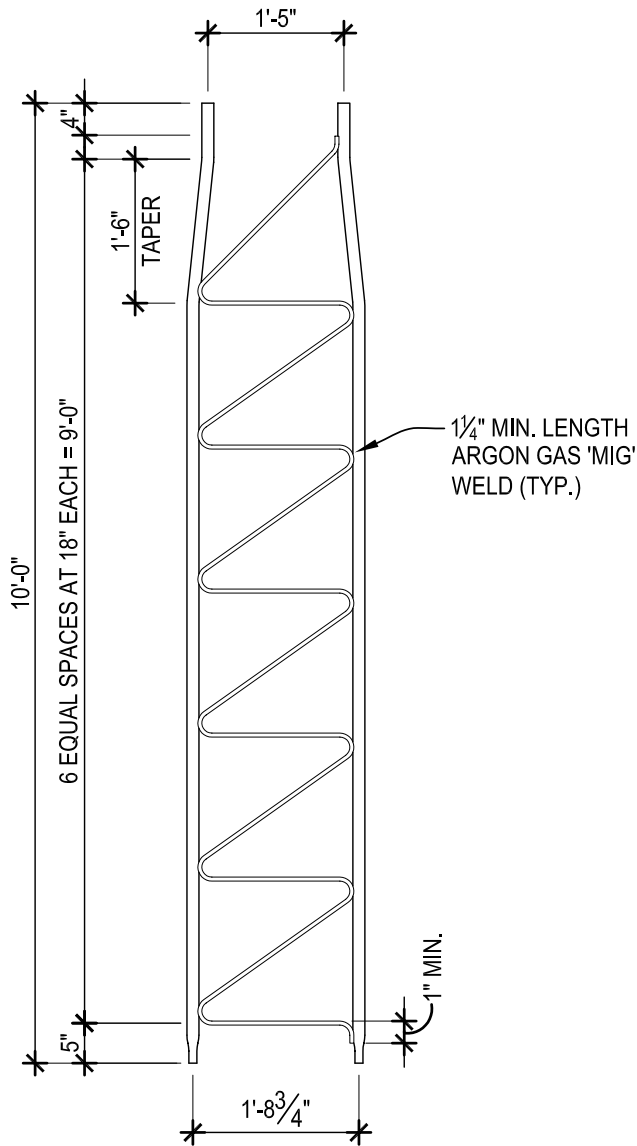
TAPERED SECTION



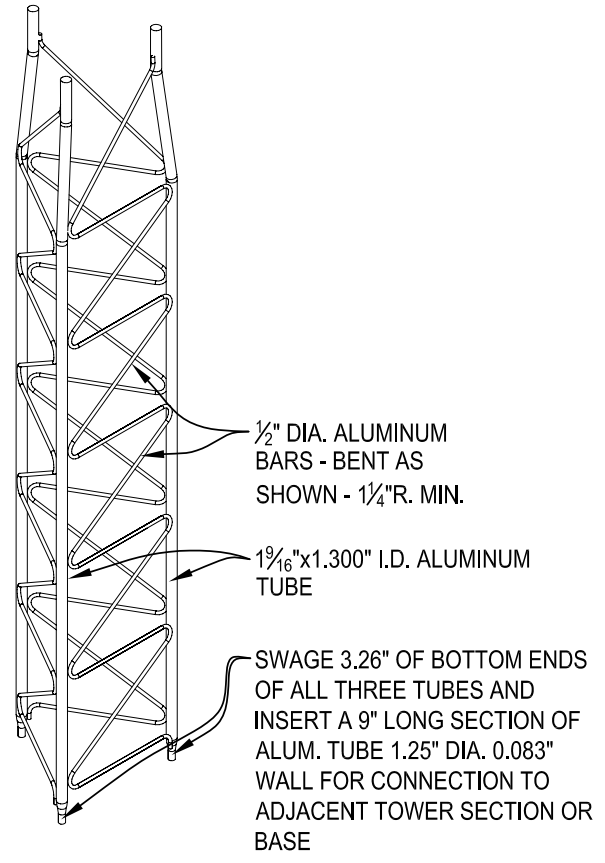
UNIVERSAL TOWERS
 A DIVISION OF
 UNIVERSAL MANUFACTURING CORP.
 43900 GROESBECK HWY.
 CLINTON TOWNSHIP, MI 48036
 PH: (586) 463-2560
 FAX: (586) 463-2964

JOB NO.:

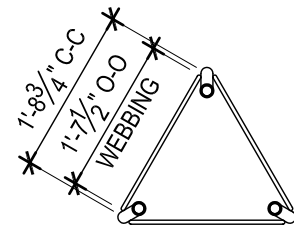
COMPONENT:
18-TAPR



ELEVATION 2
 SCALE: 1/2"=1'-0"




ISOMETRIC 3
 SCALE: N.T.S.



PLAN VIEW 1
 SCALE: 1/2"=1'-0"

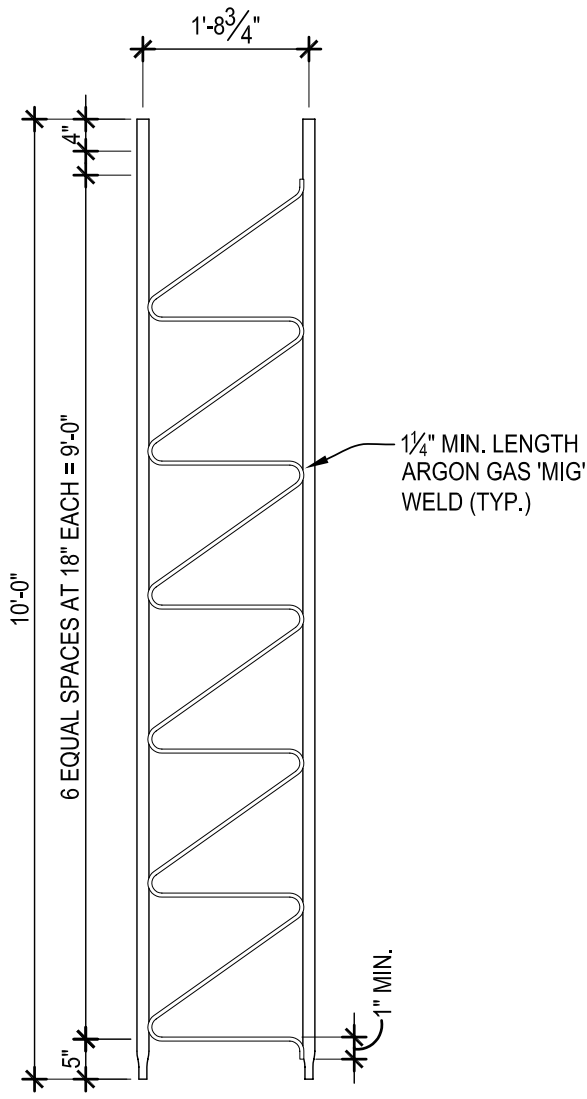
TAPERED SECTION



UNIVERSAL TOWERS
 A DIVISION OF
 UNIVERSAL MANUFACTURING CORP.
 43900 GROESBECK HWY.
 CLINTON TOWNSHIP, MI 48036
 PH: (586) 463-2560
 FAX: (586) 463-2964

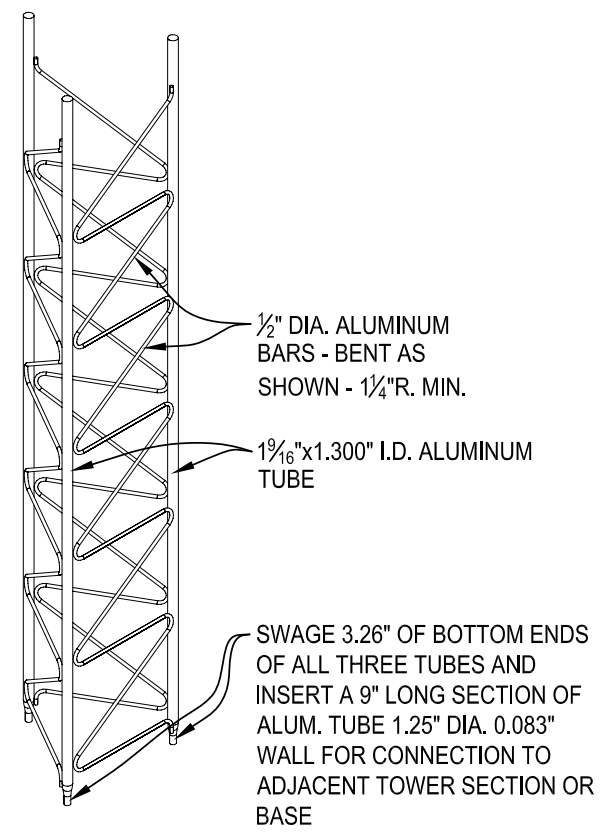
JOB NO.:

COMPONENT:
22-TAPR



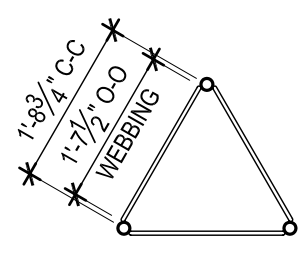
ELEVATION 2

SCALE: 1/2"=1'-0"



ISOMETRIC 3


SCALE: N.T.S.



PLAN VIEW 1

SCALE: 1/2"=1'-0"

STRAIGHT SECTION

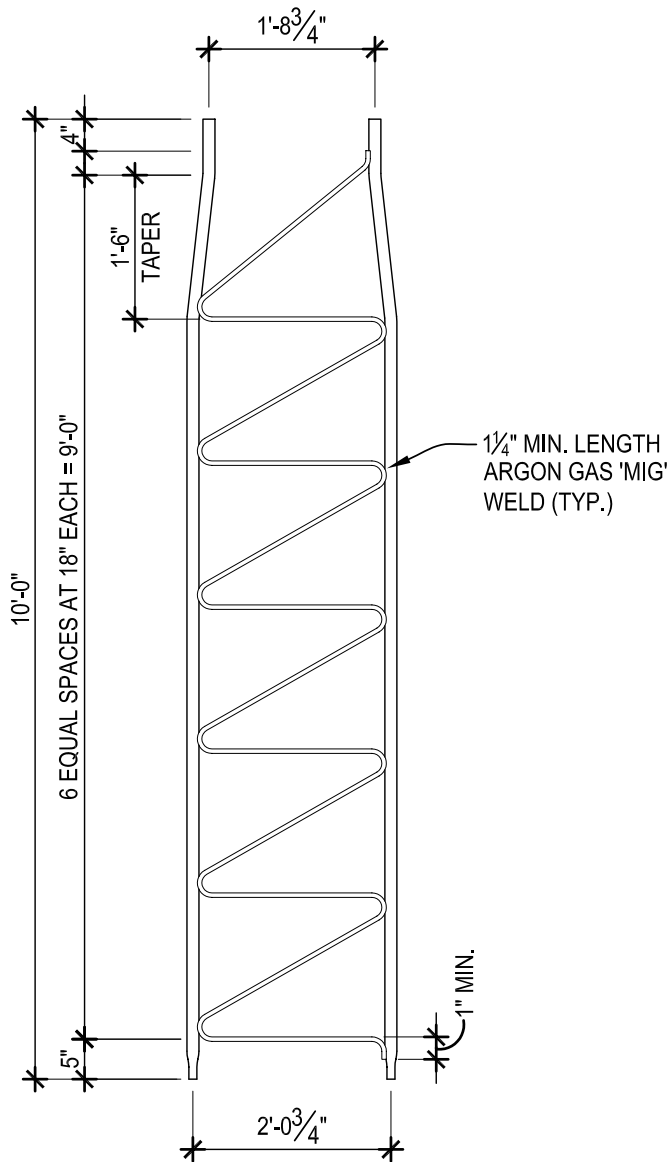


UNIVERSAL TOWERS
 A DIVISION OF
 UNIVERSAL MANUFACTURING CORP.
 43900 GROESBECK HWY.
 CLINTON TOWNSHIP, MI 48036
 PH: (586) 463-2560
 FAX: (586) 463-2964

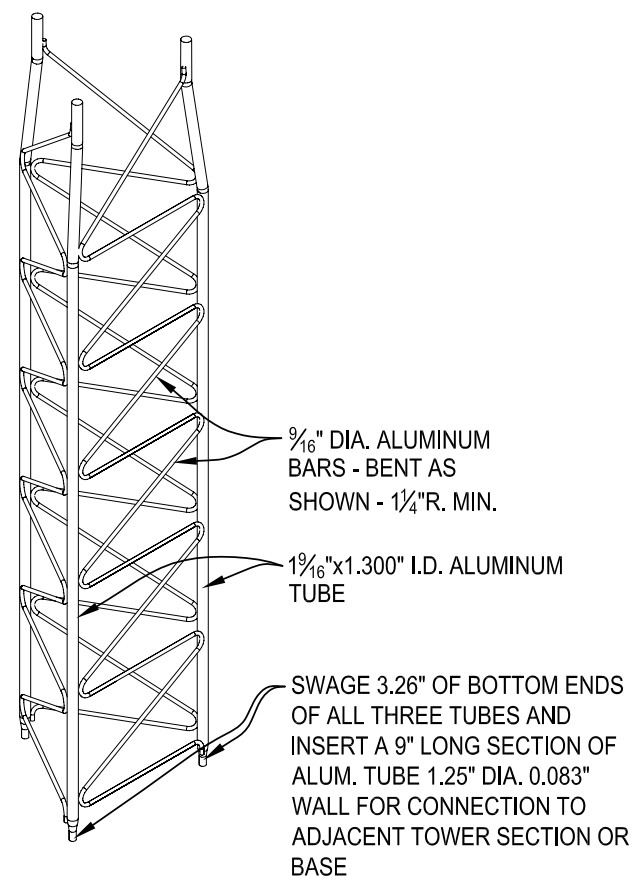
JOB NO.:

COMPONENT:

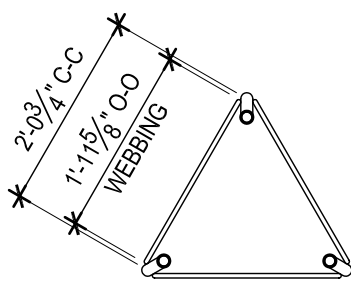
22-STRT



ELEVATION 2
 SCALE: 1/2"=1'-0"



ISOMETRIC 3
 SCALE: N.T.S.



PLAN VIEW 1
 SCALE: 1/2"=1'-0"

TAPERED SECTION

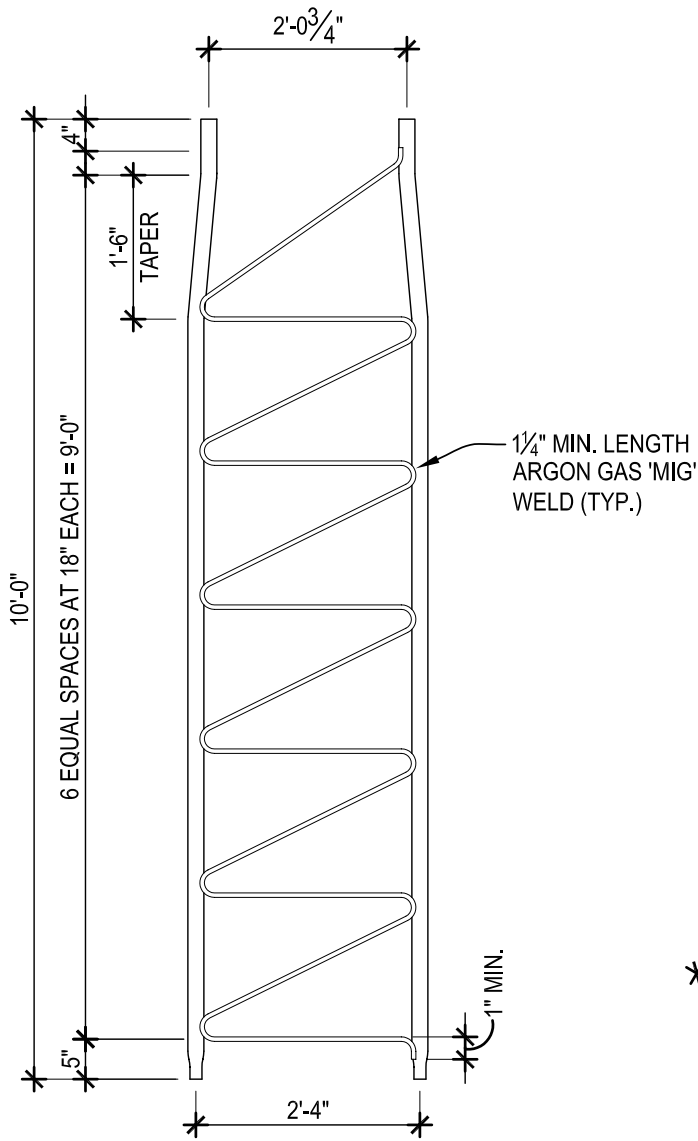


UNIVERSAL TOWERS
 A DIVISION OF
 UNIVERSAL MANUFACTURING CORP.
 43900 GROESBECK HWY.
 CLINTON TOWNSHIP, MI 48036
 PH: (586) 463-2560
 FAX: (586) 463-2964

JOB NO.:

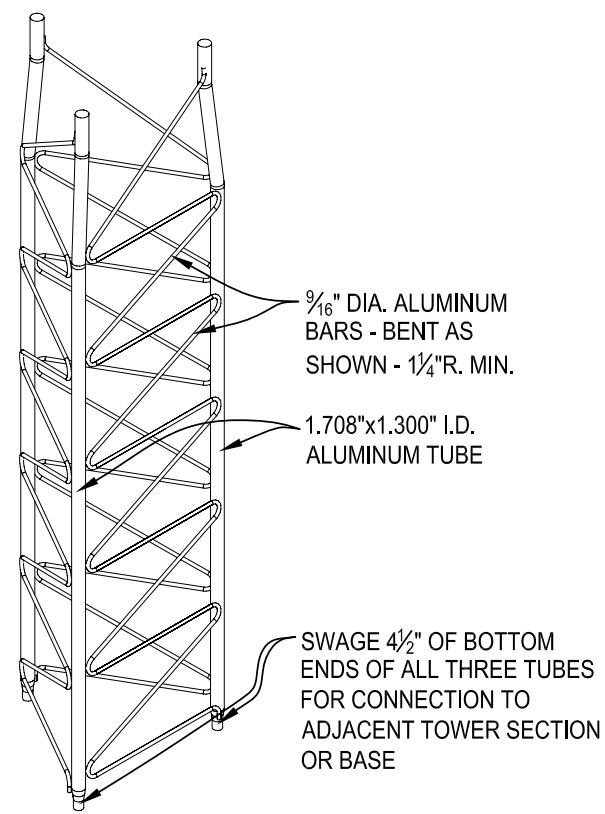
COMPONENT:

26-TAPR



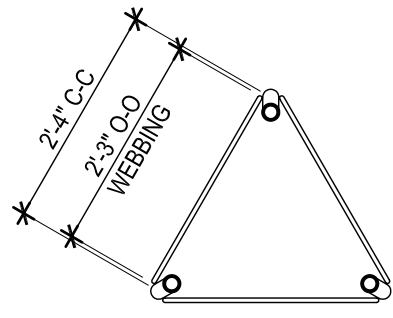
ELEVATION 2

SCALE: 1/2"=1'-0"



ISOMETRIC 3


SCALE: N.T.S.



PLAN VIEW 1

SCALE: 1/2"=1'-0"

TAPERED SECTION

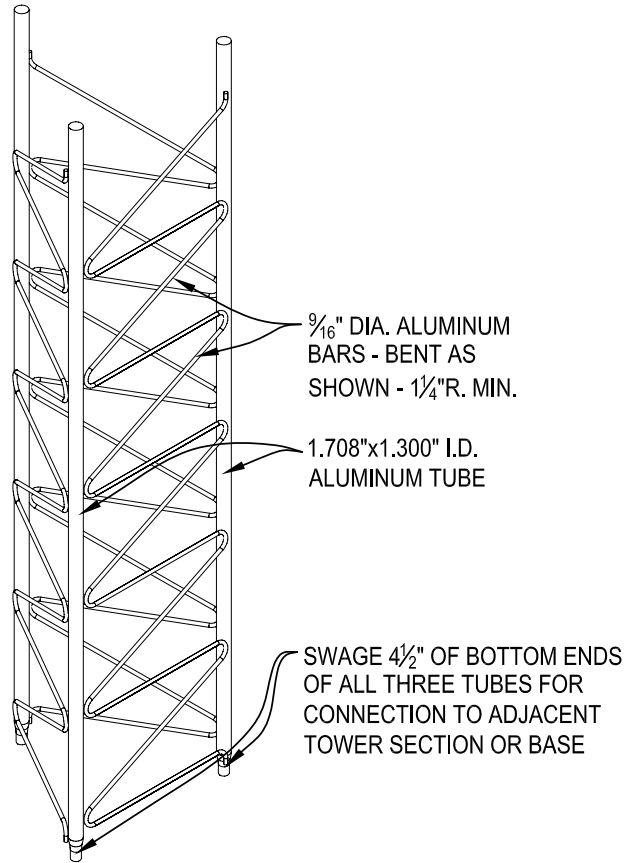
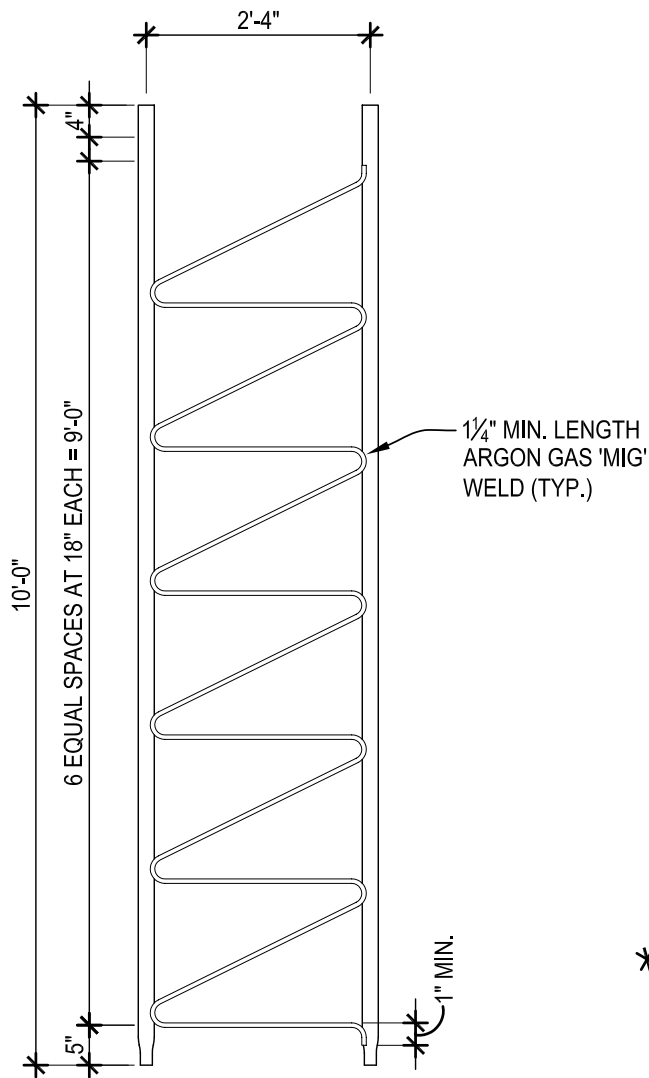


UNIVERSAL TOWERS
 A DIVISION OF
 UNIVERSAL MANUFACTURING CORP.
 43900 GROESBECK HWY.
 CLINTON TOWNSHIP, MI 48036
 PH: (586) 463-2560
 FAX: (586) 463-2964

JOB NO.:

COMPONENT:

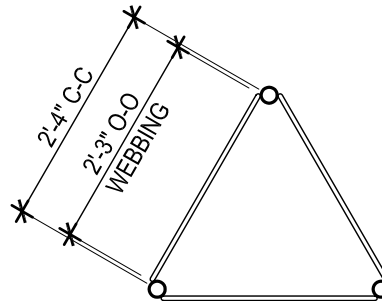
30-TAPR



ISOMETRIC

SCALE: N.T.S.

3



ELEVATION

SCALE: 1/2"=1'-0"

2

PLAN VIEW

SCALE: 1/2"=1'-0"

1

STRAIGHT SECTION



UNIVERSAL TOWERS
 A DIVISION OF
 UNIVERSAL MANUFACTURING CORP.
 43900 GROESBECK HWY.
 CLINTON TOWNSHIP, MI 48036
 PH: (586) 463-2560
 FAX: (586) 463-2964

JOB NO.:

COMPONENT:

30-STRT

